



JS Sundaram & Co
CHARTERED ACCOUNTANTS

INDEPENDENT AUDITOR'S REPORT

To

The Trustees

Winvinaya Foundation

Opinion

We have audited the financial statements of Winvinaya Foundation ("the trust"), which comprise the Balance Sheet as on 31st March, 2023 and the Income and Expenditure Account for the year ended 31st March, 2023.

In our opinion, the accompanying financial statements give a true and fair view in accordance with the accounting principles generally accepted in India of the financial position of the entity as at 31st March, 2023 and of its Excess of Expenditure over Income for the year ended of that date.

Basis for Opinion

We conducted our audit in accordance with the Standards on Auditing (SAs) issued by Institute of Chartered Accounts of India. Our responsibilities under those Standards are further described in the Auditor's Responsibilities for the Audit of the Financial Statements section of our report. We are independent of Trust in accordance with the Code of Ethics issued by the Institute of Chartered Accountants of India and we fulfill our ethical responsibilities in accordance with these requirements and the Code of Ethics. We believe that the audit evidence we have obtained is sufficient and appropriate to provide a basis for our opinion.

Management's Responsibility for the Financial Statements

The trust's Management is responsible for the maintenance of the books of accounts and other records of the Trust in accordance with the provisions of the Act, along with the Rules made there under, for the purposes of preparing the financial statements of the Trust that give a true and fair view of the financial position and financial performance of the Trust in accordance with accounting principles generally accepted in India.

This responsibility includes design, implementation, and maintenance of internal financial control relevant to the maintenance of the books of accounts and other records and the preparation and presentation of the financial statements that give a true and fair view and are free from material misstatement, whether due to fraud or error.

Auditor's Responsibilities for the Audit of the Financial Statements

Our Objectives are to obtain reasonable assurance about whether the financial statements as a whole are free from material misstatement, whether due to fraud or error, and to issue an auditor's report that include our opinion. Reasonable assurance is a high level of assurance but is not a guarantee that an audit conducted in accordance with SAs will always detect a material misstatement when it exists. Misstatement can arise from fraud or error and are considered material if, individually or in aggregate, they could reasonably be expected to influence the economic decision of users taken on the basis of these financial statements.

As part of audit in accordance with SAs, we exercise professional judgment and maintain professional skepticism throughout the audit. We also:

- Identify and assess the risk of material misstatements of the financial statements, whether due to fraud or error, design and perform audit procedures responsive to those risks, and obtain audit evidence that is sufficient and appropriate to provide a basis for our opinion, the risk of not detecting a material misstatement resulting from fraud is higher than for one resulting from error, as fraud may involve collusion, forgery, intentional omissions, misrepresentation, or the override of internal control.
- Obtain an understanding of internal control relevant to the audit in order to design audit procedures that are appropriate in the circumstances but not for the purpose of expressing an opinion on whether such internal controls are operating effectively. Evaluate the appropriateness of accounting policies used and the reasonableness of accounting estimates and related disclosures made by the trustees.
- Evaluate the appropriateness of accounting policies used and the reasonableness of accounting estimates and related disclosures in the financial statement made by the trustees.
- Conclude on the appropriateness of trustee's use of going concern basis of accounting and based on the audit evidence obtained, whether a material uncertainty exist related to events or conditions that may cast significant doubt on the Trust's ability to continue as a going concern. If we conclude that a material uncertainty exists, we are required to draw attention in our auditor's report to the related disclosures in the financial statement or if such disclosures are inadequate, to modify our opinion. Our conclusions are based on the audit evidence obtained up to the date of our auditor's report. However future events or conditions may cause the Trust to cease to continue as a going concern.
- Evaluate the overall presentation, structure, and content of the financial statements, including the disclosures and whether the financial statements represent the underlying transactions and events in a manner that achieves fair presentation.

For JS Sundaram & Co.

Chartered Accountants

Firm Registration No.004209S

Srinath Punna

Partner

Membership No. 230012

Place: Hyderabad

Date: 30-10-2023

UDIN No. 22230012BCVSAK7669



Winvinaya Foundation					
Balance Sheet as at March 31, 2023					
Particulars	Note	As at 31st March 2023		As at 31st March 2022	
		Rs.	Rs.	Rs.	Rs.
I. SOURCES OF FUNDS:					
Capital Fund	I				
Opening Balance		40,49,323			46,15,958
Addition					
Excess of Income over expenditure		(5,45,029)			(5,66,635)
			35,04,294		40,49,323
II. APPLICATION OF FUNDS:					
Fixed Assets	II				
(a) Gross Block		11,01,348		12,58,505	
(b) Less: Depreciation		1,78,058		2,31,171	
(c) Net Block			9,23,290		10,27,334
Current Assets, Loans & Advances					
(a) Inventories		-		-	
(b) Cash and Bank Balances	III	21,77,939		26,31,356	
(c) Loans and Advances	IV	2,68,248		2,76,934	
(d) Other Current Assets	V	6,06,450		4,39,450	
		30,52,637		33,47,740	
Less: Current Liabilities and Provisions	VI	4,71,632		3,25,751	
Net Current Assets			25,81,004		30,21,989
			35,04,294		40,49,323

The schedules referred above form an integral part of Balance Sheet

This is the Balance Sheet referred to in our report of even date.

For JS Sundaram & Co.

Chartered Accountants

Firm Registration No. 004209S

Srinath Punna

Partner

Membership No: 230012

Place: Hyderabad

Date : 30-10-2023

UDIN: 23230012B6VSAK7669

For and on behalf of

Winvinaya Foundation

J. Srinivas Lakshmi

Sivasankar Jayagopal





Trustee

K. Seethalakshmi

Seethalakshmi Kuppuraj

Trustee



Winvinaya Foundation			
Statement of Income and Expenditure for the year ended March 31, 2023			
Particulars	Note	For the year ended 31st March 2023	For the year ended 31st March 2022
		Rs.	Rs.
I. Income			
Service Income	VII	10,001	16,40,000
Donations	VIII	1,60,85,026	91,54,435
		1,60,95,027	1,07,94,435
II. Expenditure			
Payments & Benefits to Employees	IX	40,78,953	17,44,862
Trainers consultancy charges	X	73,92,319	83,12,919
Administration and General Expenses	XI	49,90,726	10,72,118
Depreciation	II	1,78,058	2,31,171
		1,66,40,056	1,13,61,070
III. Surplus of Income over Expenditure			
Excess of Income over Expenditure		(5,45,029)	(5,66,635)
Surplus/(Deficit) brought forward from previous year		40,49,323	46,15,958
Surplus carried to Balance Sheet		35,04,294	40,49,323
The schedules referred to above form an integral part			
For J S Sundaram & Co. Chartered Accountants Firm Registration No.004209s  Srinath Punna Partner Membership No: 230012  Place: Hyderabad Date : 30.10.2023 UDIN: 23230012BGNVSAK7669		For and on behalf of Winvinaya Foundation  Sivasankar Jayagopal Trustee  Seethalakshmi Kuppuraj Trustee	




Winvinaya Foundation				
Schedules to Balance Sheet as at 31st March 2023				
Particulars	As at 31st March 2023		As at 31st March 2022	
	Rs.	Rs.	Rs.	Rs.
I Capital Fund				
Openieng Balance		40,49,323		46,15,958
Excess of Income over expenditure		(5,45,029)		(5,66,635)
		35,04,294		40,49,323
III. CASH AND BANK				
With Scheduled Banks:				
Axis bank account		15,36,846		21,71,038
ICICI		6,39,975.84		4,59,201
Cash in hand		1,117		1,117
		21,77,939		26,31,356
IV. Loans and Advances				
Rental security deposit		2,50,000		2,50,000
Employee advance		18,248		(0)
Salary Advance		-		-
Prepaid Expense		(0)		26,934
Advances from customers				
		2,68,248		2,76,934
V. Other Current Assets				
TDS Receivable		1,22,700		1,22,700
Debtors		4,83,750		3,16,750
		6,06,450		4,39,450
VI. CURRENT LIABILITIES AND PROVISIONS				
TDS payable		85,441		1,83,575
Short term loan		2,99,348		1,14,278
Statutory Deduction Payable		84,716		20,075
Unearned Revenue		-		-
Salary Payable		0		0.17
Creditors		2,127		7,823.00
		4,71,632		3,25,751



JS K.S



Winvinaya Foundation		
Schedules to Income and Expenditure Account as at 31st March 2023		
Particulars	For the year ended 31st March 2023	For the year ended 31st March 2022
		Rs.
VII. Service Income		
Service Income	10,001	16,40,000
	10,001	16,40,000
VIII. OTHER INCOME		
Interest/Income from Deposits/Investments, etc.(Gross)		-
Voluntary contributions received	1,60,85,026	91,54,435
	1,60,85,026	91,54,435
IX. PAYMENTS AND BENEFITS TO EMPLOYEES		
Salaries	-	17,44,862
Staff Welfare Expenses		-
	-	17,44,862
X. TRAINERS CONSULTANCY CHARGES		
Consultancy/Professional Charges	-	83,12,919
	-	83,12,919
XI. ADMINISTRATIVE & OTHER EXPENSES		
Bank Charges	1,652	2,040
Advertisement and Publicity	1,740	
Membership Fees		
Internet Expenses	50,708	1,19,863
Rates and Taxes		
Courier Charges		
Credit Note		4,13,000
Repairs and maintenance	10,97,986	1,09,722
Printing and stationary	36,591	756
Rent	4,58,750	3,74,875
Meals and Entertainment	4,76,322	
Travel Expense	1,57,107	1,500
Training Expenses	25,72,016	7,784
Electricity Expenses	39,543	14,917
Office Expenses	19,424	
Telephone Expenses	52,983	27,656
Water Expense	25,903	
Round Off		6
	49,90,726	10,72,118



J.S K.S



II Depreciation

F.Y.22-23

Depreciable Assets	Opening WDV as on 01/04/2022	Rate	Additions	Disposal	Depriciation for the current year	WDV as on 31/03/2023
Furniture and Fixtures	3,10,781	10	74,014	0	34,779	3,50,016
Plant & Machinery	5,73,367	15	0	0	86,005	4,87,362
Computer & Hardware	1,43,186	40	0	0	57,274	85,912
Total	10,27,334		74,014	0	1,78,058	9,23,290



J.S K.S

